

GATE LOCKS (Reversible)

US PAT.#4,875,725 "NO FALL OUT" FEATURE:

Parts will not fall out when cover is removed.

Replaces Multilock gate locks.

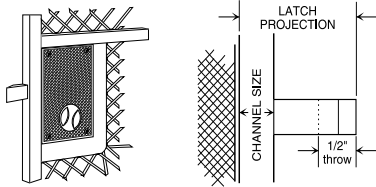
Swinging Gate Locks

Standard Features

- Easily reversible
- Case, cast aluminum 3-5/8" x 6-1/4" x 1"
- Bronze powder coat finish
- Groove: 1/2" wide x 3/16" deep, all sides for wire gate insertion
- 5 pin cylinder(s)
- Lock only, no keeper furnished

Single
Cylinder Model
*With cylinder
Suffix K
Add \$31

Double
Cylinder Model
*With cylinders
Suffix M
Add \$63



MODEL #	LATCH PROJECTION	CHANNEL SIZE	PRICE LESS CYL.*	WT. / LBS.
W3700	1-1/8"	1/2"	132	19
W3710	1-1/4"	5/8"	132	19
W3720	1-3/8"	3/4"	132	19
W3730	1-7/8"	1-1/4"	150	19
W3750	1-1/8"	1/2"	186	20
W3760	1-1/4"	5/8"	186	20
W3770	1-3/8"	3/4"	186	20
W3780	1-7/8"	1-1/4"	205	20

GATE LOCKS ARE PACKED 12 PER CASE

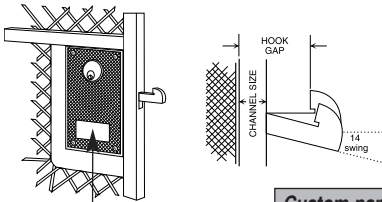
Sliding Gate Locks

Standard Features

- Easily reversible
- Case, cast aluminum 3-5/8" x 6-1/4" x 1"
- Bronze powder coat finish
- Groove: 1/2" wide x 3/16" deep, all sides for wire gate insertion
- 5 pin cylinder(s)
- Lock only, no keeper furnished

Single
Cylinder Model
*With cylinder
Suffix K
Add \$31

Double
Cylinder Model
*With cylinders
Suffix M
Add \$63

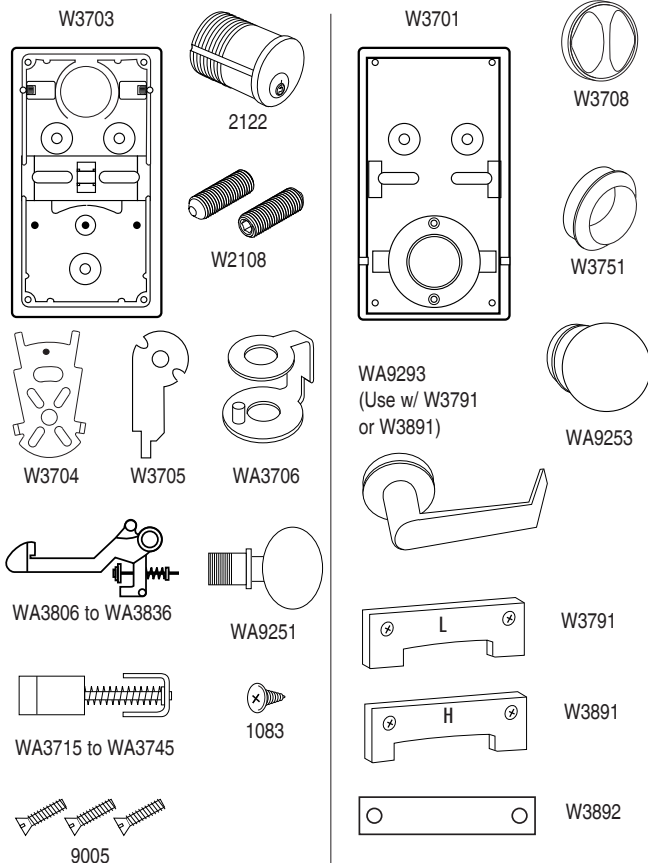


MODEL #	HOOK GAP	CHANNEL SIZE	PRICE LESS CYL.*	WT. / LBS.
W3800	.825"	1/2"	132	20
W3810	.950"	5/8"	132	21
W3820	1.075"	3/4"	132	20
W3830	1.625"	1-1/4"	150	21
W3850	.825"	1/2"	186	21
W3860	.950"	5/8"	186	21
W3870	1.075"	3/4"	186	21
W3880	1.625"	1-1/4"	205	21

GATE LOCKS ARE PACKED 12 PER CASE

Custom nameplate available.
Consult factory.

Parts



PART #	DESCRIPTION	PRICE
1083	Retainer/fork screw	.53
2122	Mortise cylinder	37
W2108	Cylinder set screw	.53
9005	Case screw	.53
W3701	Cover	37
W3703	Case	57
W3704	Fork	5
W3705	Latch lever	4
W3708	Turnpiece	19
W3751	Double cylinder collar with set screw	37
W3791	Lever stop plate - Swinging gate lock (w/W3892)	11
W3891	Lever stop plate - Sliding gate lock (w/W3892)	11
W3892	Lever slide cover	2
WA3706	Latch adapter	11
WA3715	Latch assembly - 1-1/8" projection	28
WA3725	Latch assembly - 1-1/4" projection	28
WA3735	Latch assembly - 1-3/8" projection	28
WA3745	Latch assembly - 1-7/8" projection	37
WA3806	Hook assembly - .825" gap	37
WA3816	Hook assembly - .950" gap	37
WA3826	Hook assembly - 1.075" gap	37
WA3836	Hook assembly - 1.625" gap	46
WA9251	Exterior knob assembly	74
WA9253	Interior knob assembly	74
WA9293	Interior lever assembly (with W3791 & W3891)	110